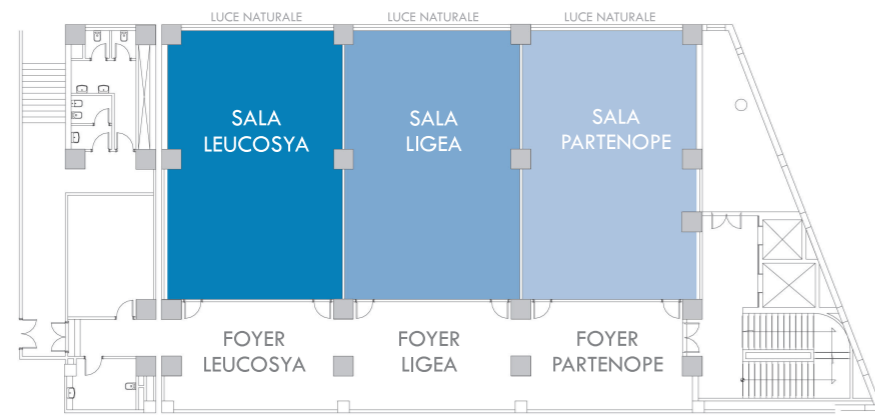


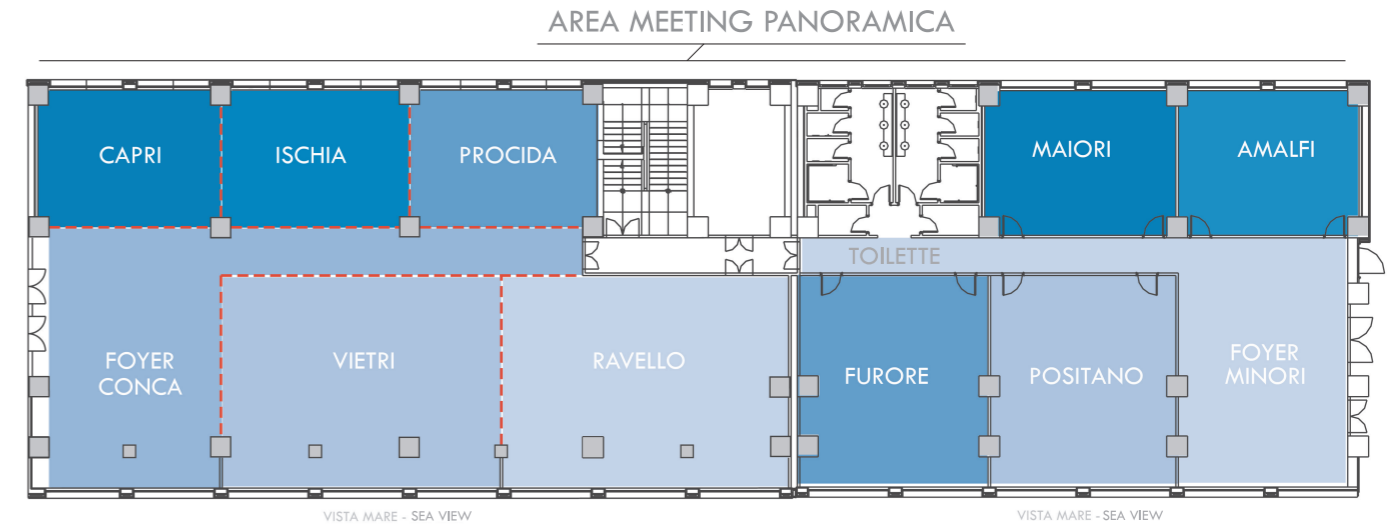
CONFERENZE & BANCHETTI

	Dimensioni				Allestimento					Illuminazione		
	Lunghezza	Larghezza	Superficie	Altezza	Platea	Banchi Scuola	Tavolo Unico	Ferro di cavallo	Banchetti	Naturale	Oscuramento	Aria aperta
PIANO TERRA	m	m	mq	m	pax	pax	pax	pax	pax			
AUDITORIUM CLEMENTE TAFURI	26,30	24,65	648	3,20/4,50	602						•	
TAFURI A	26,30	13,55	356	3,20/4,50	342						•	
TAFURI B	26,30	11	289	3,20/4,50	260						•	
SALA ATENA	17,20	6,15	105,00	3,20	80		40	40			•	•
AREA MEETING CILENTANA												
VELIA	4,45	7,00	31	3,20	20		15	12			•	•
PADULA	4,40	7,00	31	3,20	25		15	12			•	•
PERTOSA	4,80	7,00	33	3,20	25		15	12			•	•
PAESTUM	4,15	8,50	35	3,20	30		15	12			•	•
PALINURO	4,40	6,70	29	3,20	25		15	12			•	•
POLICASTRO	4,80	6,70	32	3,20	25		15	12			•	•
FOYER CILENTO	9	17,50	150	2,75							•	
PRIMO PIANO												
AREA MEETING PANORAMICA	35	19	575	3,60	500				400		•	•
VIETRI	13	10	130	3,60	100	50	40	40	60		•	•
RAVELLO	13	10	130	3,60	100	50	40	40	60		•	•
VIETRI RAVELLO	26	10	260	3,60	250	90	50	50	140		•	•
CAPRI	9	7	63	3,60	40	18	20	20	40		•	•
ISCHIA	9	7	63	3,60	40	18	20	20	40		•	•
PROCIDA	9	7	63	3,60	40	18	20	20	40		•	•
CAPRI ISCHIA PROCIDA	27	7	189	3,60	150	60	50	50	120		•	•
CAPRI ISCHIA	18	7	126	3,60	100	42	40	40	80		•	•
ISCHIA PROCIDA	18	7	126	3,60	100	42	40	40	80		•	•
FOYER CONCA	9	10	90	3,60							•	
MAIORI	9	7	63	3,60	40	18	20	20			•	•
AMALFI	9	7	63	3,60	40	18	20	20			•	•
FURORE	9	10	90	3,60	60	30	30	30			•	•
POSITANO	9	10	90	3,60	60	30	30	30			•	•
FOYER MINORI	9	12	108	3,60							•	
RISTORANTI												
SALA BANCHETTI "LA NINFEA"	30	13,45	403,50	3,20	250		50	50	300		•	
FOYER LA NINFEA											•	
RISTORANTE "BRERA"	21,20	9,10	193	3,20					90		•	
PIANO SEMINTERRATO												
AREA MEETING DELLE SIRENE												
LEUCOSYA	8,85	13,60	109,53	3,30	90	50	40	40			•	•
FOYER LEUCOSYA	8	5,50	44	3,20								
LIGEA	8,80	13,60	108	3,30	90	50	40	40			•	•
FOYER LIGEA	8,00	5,50	44	3,20								
PARTENOPE	8,60	13,60	104,34	3,30	90	50	40	40			•	•
FOYER PARTENOPE	8,00	5,50	44	3,20								
TERRAZZA - SESTO PIANO												
SALA "LE DIVINE COSTIERE"	18,45	15,85	292,50	3,20					180		•	
ROOF TERRACE "SPECCHIO DI MARE"			area semicircolare con raggio 12,50						250			•

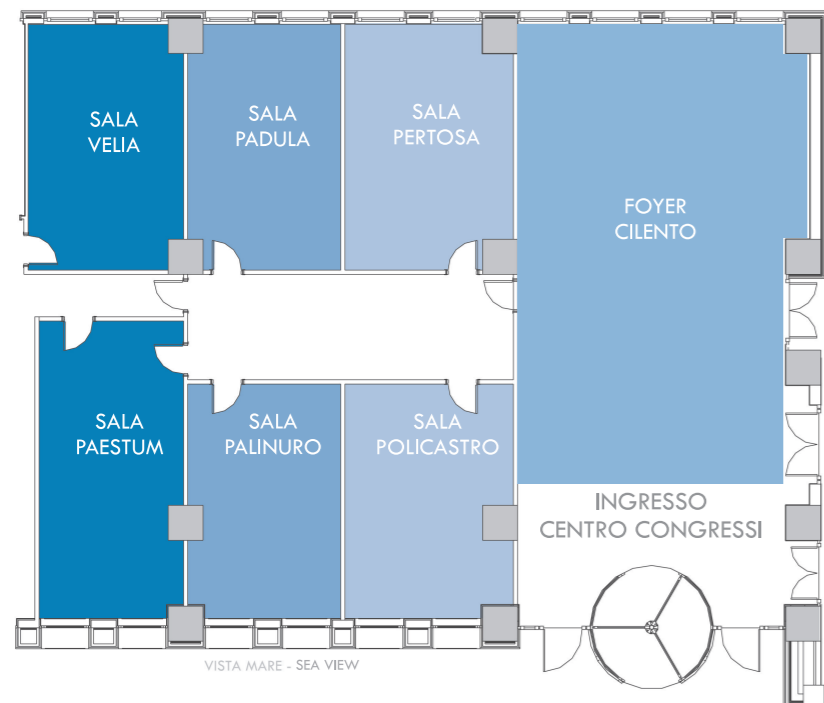
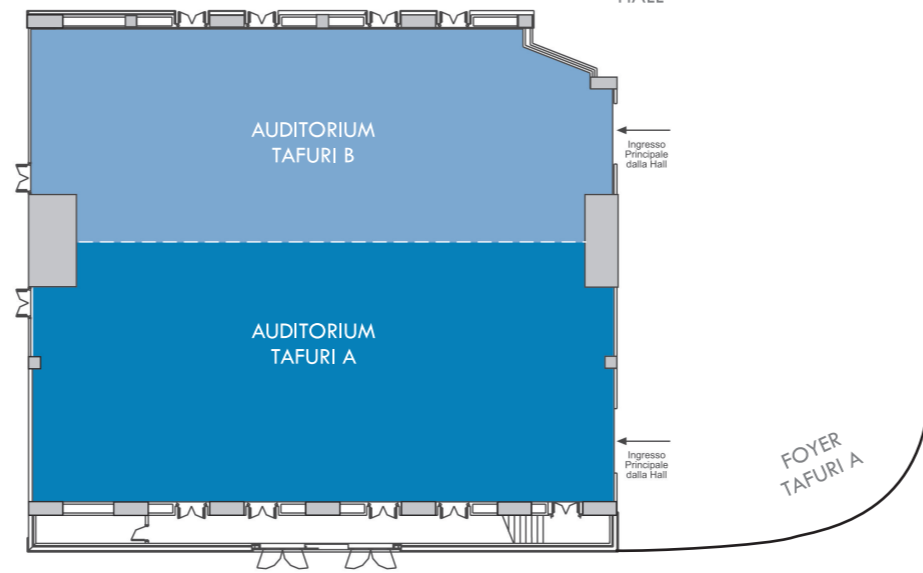
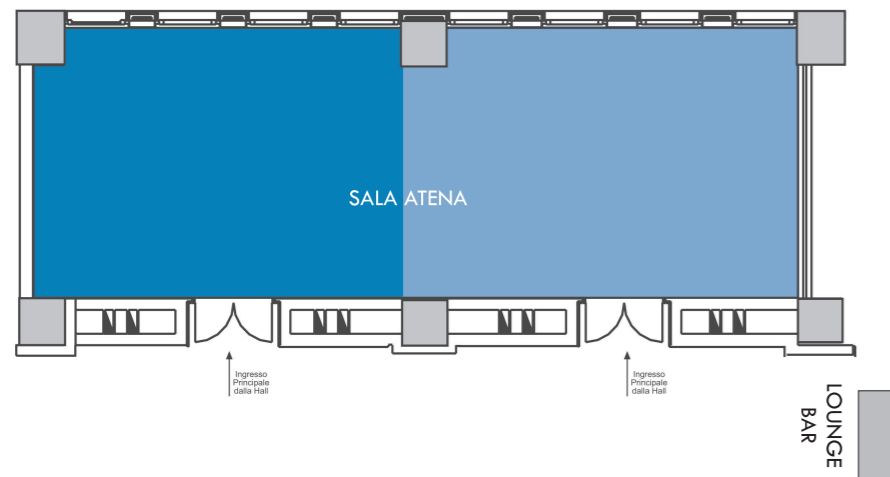
PIANO SEMINTERRATO



PRIMO PIANO



PIANO TERRA



ROOF GARDEN

